

**KHSAA TITLE IX
ANNUAL REPORT SUBMISSION
STATUS REPORT
2008-2009**

KHSAA
Form T65
Revised 4/09

TO: KHSAA Member School Superintendents, Principals, and Athletic Directors

FROM: Brigid L. DeVries, Commissioner
Darren Bilberry, Assistant Commissioner

DATE: April 20, 2009

School	Bowling Green	Reviewed by	Gary W. Lawson
--------	---------------	-------------	----------------

The following is a status report regarding the required 2008 - 2009 Title IX Annual Report submission of forms due into the KHSAA office by April 15, 2009. Appropriate KHSAA Audit Team personnel have reviewed these forms and the following is a summary of this review.

I. Checklist of Forms properly submitted in a satisfactory manner:

X	GE 19 (Annual Verification)	X	T-35 (Budget Expenses)
X	T-1 (Summary Program Chart 1)	X	T-36 (Budget Expenses)
X	T-2 (Summary Program Chart 2)	X	T-41 (Checklist – Overall Interscholastic Program)
X	T-3 (Summary Program Chart 3)	X	T-60 (Corrective Action Plan)
X	T-4 (Summary Program Chart 4)	NA	T-63 (Interscholastic Survey Results)

II. Status

A.	X	2008 – 2009 Forms are satisfactory and no further information or action is necessary at this time.
B.		Errors have been noted with respect to the following forms:
C.		The following forms were omitted and must be submitted by school representatives:
D.	X	<p>According to the 2008-2009 data, the school appears to be meeting the standards established in:</p> <p><input type="checkbox"/> Test 1 (Athletic participation is proportionate to enrollment)</p> <p><input type="checkbox"/> Test 2 (History and continuing practice of program expansion)</p> <p><input checked="" type="checkbox"/> Test 3 (Full and effective accommodation of interests and abilities)</p>
E.	X	Other Recommendation and Comments: All calculations appear to be correct and the report is in good order. Data submitted indicates the school is currently meeting the standard established in Test 3 for provision of athletic opportunities. In the benefits area, total athletic spending seems to be slightly outside acceptable parameters. Athletic spending should be closely monitored for parity. If this situation continues, it should become a part of the school's Corrective Action Plan.



**KENTUCKY HIGH SCHOOL ATHLETIC ASSOCIATION
2008-2009 ANNUAL VERIFICATION OF TITLE IX PROCEDURES**

KHSAA Form GE19
F:Forms/GE19
Rev.1/208

(To be submitted by April 15, 2009 along with other required forms)

APR 17 2009

The Bowling Green High School, Bowling Green, Kentucky
(Name of High School) (City)

certifies to the Kentucky High School Athletic Association that the following is an accurate and true representation of the facts surrounding compliance with 20 U.S.C. Sections 1681-1688, et. Seq. (also known as Title IX)

I certify the following provisions in accordance with records at the school contained in the permanent Title IX file, at least one copy of which must be maintained in the Principal's office, and to the best of my knowledge have completed the following tasks.

Established a gender equity committee at the high school. (List committee personnel and provide attachment if necessary)

Name Address Phone Title
(Supt., Principal, Student, Parent, Coach, Etc.)

<i>See Attachment</i>			

Scheduled a minimum of three meetings during the 2008-2009 school year on the following dates:

<i>10 December 2008</i>
<i>15 April 20089</i>
<i>20 May 2009</i>

Designated the following person(s) as the Title IX coordinator for the school:

Name	Title	Address	Phone
<i>Monroe Joyner</i>	<i>Athletic Director</i>	<i>1801 Rockingham BG, Ky 42104</i>	<i>270.746.2300</i>

Designated the following person(s) as the Title IX coordinator for the district:

Name	Title	Address	Phone
<i>Jon Lawson</i>	<i>DPP</i>	<i>1211 Center St BG, Ky 42101</i>	<i>270.746.2200</i>

School personnel are continuing to make periodic reviews of the boys' and girls' athletics program reflected in the Corrective Action Plan.

In addition to the above information, the above referenced school maintains a complete permanent file relative to Title IX records including copies of the self-assessment audit, all corrective action plans, and other related materials.

Don J6
Principal's Signature
Joseph Turner
Superintendent Signature

4/15 20 09
Date
Mark Beech
School Board Chairpersons' Signature
(Send original copy to KHSAA - Maintain duplicate in Title IX school folder)

Bowling Green High School
2008-2009 Title IX Committee Members

Gary Fields	Principal
Jon Lawson	DPP/District Title IX Coordinator
Monroe Joyner	AD/School Title IX Coordinator
Jana Layne	SBDM/Teacher
Byron Darnall	SBDM/Teacher
Kevin Wallace	SBDM/Teacher
Marisa Duarte	SBDM/Teacher
Gail Hiles	SBDM/Parent
Saundra Ardrey	SBDM/Parent
Chip Lawson	SBDM/Parent
Zoe Sibalich	Student
Emily Gott	Student
Emily Purpus	Student
Mary Katherine Kirkwood	Student
Alexis Lawrence	Student
Chris Boling	Student
Kristen Taulbee	Student
Duncan Miller	Student
Nick Rauh	Student
Taylor Nowell	Student
Chris Ardrey	Student

2008-2009
ACCOMMODATION OF INTERESTS AND ABILITIES
SUMMARY PROGRAM CHART 1

KHSAA
 Form T1
 Rev.12/08

Participation Opportunities Test One


		(Column 1)	(Column 2)	(Column 3)	(Column 4)
	Program	Enrollment	Percentage of Total Enrollment	Number of Interscholastic Participants (double and triple count)	Percentage of Total Participation
Row 1	GIRLS	515	48.4	278	43.1
Row 2	BOYS	548	51.6	367	56.9
Row 3	Totals	1063	100%	645	100%

Instructions:

*Number of 8th grade students & below used in Column 3 and Column 4 calculations : 65

- 1) Determine the total number of girls enrolled, (place in Row 1, Column 1). Determine the total number of boys enrolled, (place in Row 2, Column 1).
- 2) Add the total number of girls and boys enrolled to determine total enrollment, (place in Row 3, Column 1).
- 3) Calculate the percentage of total enrollment that is female. (Divide Row 1, Column 1 by Row 3, Column 1 and place in Row 1, Column 2.) Calculate the percentage of total enrollment that is male. (Divide Row 2, Column 1 by Row 3, Column 1 and place in Row 2, Column 2.) Note: Row 1, Column 2 plus Row 2, Column 2 should total 100%.
- 4) Ask coaches to confirm the names of those individuals who are on the team as of the first **date of regular season competition**, and cross out the names of those who were cut from the team or quit the team prior to the first regular season competitive event. Determine the total number of interscholastic athletics participants that are girls, (and place in Row 1, Column 3). In order to determine the total number of athletics participants, an individual should be counted each time he or she participates on a team. For example, if Jane Doe competes on the varsity volleyball team, the junior varsity volleyball team, the junior varsity basketball team, and the varsity softball team, she should be counted as four participants (**do not include club or intramural sports participants, cheerleaders, dance teams, or pom squads**). Calculate the same way for boys and girls. * In addition, should 8th grade students and below play on a Freshman, Junior Varsity, or Varsity team, they should also be counted for each team and sport on which they participate. If applicable, please asterisk in the above notation as to how many 8th grade students & below are included in the totals.
 Using the same procedure, determine the total number of interscholastic athletic participants that are boys, (and place in Row 2, Column 3). Add Row 1, Column 3 plus Row 2, Column 3 to get total participants and place in Row 3, Column 3.
- 5) Calculate the percentage of female participation. (Row 1, Column 3 divided by Row 3, Column 3 and place in Row 1, Column 4.) Calculate the percentage of male participation. (Row 2, Column 3 divided by Row 3, Column 3 and place in Row 2, Column 4.) Note: Row 1, Column 4 plus Row 2, Column 4 should total 100%.

Note: While being within three percent is not a formal compliance standard; if the percent listed in Row 1, Column 4 is within 3% of Row 1, Column 2, then it provides a good target within which compliance is likely.

Principal's Signature:  Date: 4/15/09
 Copyright 1999, Good Sports, Inc., Title IX and Gender Equity Specialists. All rights reserved.

2008-2009
ACCOMMODATION OF INTERESTS AND ABILITIES
SUMMARY PROGRAM CHART T-2

KHSAA
 Form T2
 Rev. 12/08

Participation Opportunities Test Two

		Column 1	Column 2	Column 3	Column 4	Column 5
Program		Number of Teams Currently Offered	Number of Participants	Number of Teams Added Since the beginning of the 2004-2005 School Year	Number of participants for the 2008-09 school year who are playing on teams added since the 2004-05 school year	Percent of Total Participation By Sex Added Since the beginning of the 2004-2005 School Year
GIRLS	Row 1	varsity:	9	151	0	
	Row 2	j.v.:	8	108	0	
	Row 3	frosh:	2	19	0	
	Row 4	total:	19	278	0	
BOYS	Row 5	varsity:	9	209	0	
	Row 6	j.v.:	8	121	0	
	Row 7	frosh:	2	37	0	
	Row 8	total:	19	367	0	

- 1) For Column 1, list the number of interscholastic teams offered for girls and boys at each competitive level (varsity, junior varsity, and freshman). For girls, total each of the entries in Rows 1, 2, and 3 into Row 4. For boys, total Rows 5, 6, and 7 into Row 8.
- 2) For Column 2, list the number of participants at each level. For girls, total each of the entries in Rows 1, 2, and 3 into Row 4. For boys, total Rows 5, 6, and 7 into Row 8. **Note:** The totals in Row 4 for girls and in Row 8 for boys must be the same as the totals in Form T-1, Column 3, Rows 1 and 2 respectively.
- 3) For Column 3, list the number of interscholastic teams that have been added in the last five years at each competitive level. Count each team added during the 5 year period only one time. e.g. Girl's junior varsity soccer was added 3 years ago, count the team only once, not 3 times. For girls, total the entries in Rows 1, 2, and 3 into Row 4. For boys, total Rows 5, 6, and 7 into Row 8.
- 4) For Column 4, list the number of participants that are **currently** on each level of the teams that were added in the last five years. If a team was added previously but no longer exists, there are no current participants to be added for that team. For girls, total the entries in Rows 1, 2, and 3 into Row 4. For boys, total Rows 5, 6, and 7 into Row 8.
- 5) For Column 5, calculate the percentage of participants that have been added in the last five years. For girls, take the number in Column 4, Row 4 and divide by the number in Column 2, Row 4. For boys, take the number in Column 4, Row 8 and divide it by the number in Column 2, Row 8.

Note: If the percentage of current participants added in the last five years is 25% or greater, compliance with Test Two may be possible. If less than 25%, then compliance with Test Three should be analyzed. **CAUTION:** 25% is not a formal compliance standard.

Principal's Signature: Date: 4/15/09

2008-2009
ACCOMMODATION OF INTERESTS AND ABILITIES
SUMMARY PROGRAM CHART T-3


KHSAA
 Form T3
 Rev. 12/08

Participation Opportunities Test Three

FOR ANY QUESTION ANSWERED "YES" IDENTIFY THE RESPECTIVE SPORT(S).

	GIRLS (Yes / No)		BOYS (Yes / No)
1. For a sport <u>not</u> currently offered in your interscholastic athletics program, is there sufficient interest to form a viable interscholastic team based on participation on an <u>intramural team</u> .	No		No
2 For a sport <u>not</u> currently offered, is there sufficient interest, based on the responses to your most recent Student Interest Survey, to form a viable <u>interscholastic team</u> for a sport not currently offered. If yes, what sport?	No		No
3. For a sport currently offered at the junior varsity or freshman level is there sufficient interest, based on your most recent Student Interest Survey, to form a <u>varsity team</u> not currently offered?	No		No
4. For a sport currently offered at the varsity level only, is there sufficient interest, based on your most recent Student Interest Survey, to form a viable team for a <u>junior varsity or freshman team</u> that is not currently offered?	No		No
5. If you answered YES to question (1), (2), (3), or (4), are there enough high schools in the geographic area offering the sport (at the appropriate level) to allow for the development of a reasonable schedule of competition?			

Plans to Address Interest:

Principal's Signature :  Date: 4/15/09



2008-2009
ACCOMODATION OF INTERESTS AND ABILITIES
SUMMARY PROGRAM CHART T-4

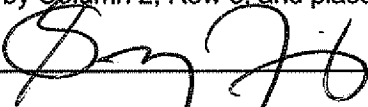
KHSAA
 Form T4
 F-Forms/T4
 Rev. 12/08

Levels of Competition Test One

		Column 1	Column 2	Column 3
Girls	Team Levels	Number of Teams Currently Offered	Number of Participants	Percentage of Participants at Each Level
Row 1	varsity:	9	151	54.3
Row 2	j.v.:	8	108	38.9
Row 3	frosh:	2	19	6.8
Row 4	total:		278	100%
Boys				
Row 5	varsity:	9	209	56.9
Row 6	j.v.:	8	121	33.0
Row 7	frosh:	2	37	10.1
Row 8	total:		367	100%

- 1) Column 1, list the number of interscholastic teams offered for girls and boys at each competitive level; varsity, junior varsity, and freshman. (Refer to Form T-2, Accommodation of Interests and Abilities, Summary Program Chart 2, Column 1.)
- 2) For Column 2, list the number of participants at each level. For girls, total the entries in Rows 1, 2, and 3 into Row 4. For boys, total the entries in Rows 5, 6, and 7 into Row 8. (Refer to Form T-2, Accommodation of Interests and Abilities, Summary Program Chart 2, Column 2.)
- 3) For Column 3, calculate the percentage of female and male participants at each level.
 For girls' varsity, junior varsity, and frosh, respectively:
 Divide Column 2, Row 1 by Column 2, Row 4, and place the percentage in Column 3, Row 1
 Divide Column 2, Row 2 by Column 2, Row 4, and place the percentage in Column 3, Row 2.
 Divide Column 2, Row 3 by Column 2, Row 4, and place the percentage in Column 3, Row 3.

 For boys' varsity, junior varsity, and frosh, respectively:
 Divide Column 2, Row 5 by Column 2, Row 8, and place the percentage in Column 3, Row 5.
 Divide Column 2, Row 6 by Column 2, Row 8, and place the percentage in Column 3, Row 6.
 Divide Column 2, Row 7 by Column 2, Row 8, and place the percentage in Column 3, Row 7.

Principal's Signature:  Date: 4/15/09

**2008-2009
ACTUAL EXPENDITURES - PROGRAM COMPARISON CHART 1
TO INCLUDE BOOSTER CLUB FUNDING**

	equipment and supplies		travel		awards		coaches' salaries (to include supplemental and extended employment; dollar amount required)		facilities improvements		publications (if sport-specific)	
	Expenditures		Expenditures		Expenditures		Expenditures		Expenditures		Expenditures	
	School	Booster	School	Booster	School	Booster	School	# Coaches for all levels / # Teams for all levels	School	Booster	School	Booster
G basketball	11183	1721	3918	3309	51	491	20966	5 / 3	3624			925
B basketball	8970	2945	5665	841	53	491	23610	5 / 3	3624			925
G softball	3354	5616	4263	2986	33	2654	9675	5 / 2	45,863			1000
B baseball	3891	6512	2963	1505	54	2758	10452	5 / 2	59,128	40,000		695
G cross country	805	3963	1179	866	17	2170	2119	3 / 1				50
B cross country	805	3963	1179	866	17	2170	2119	3 / 1				50
G golf	1504	9476	123	1957	20	1835	2196	1 / 2				
B golf	1685	3736	1647	3088	26	1777	2387	1 / 2				
G soccer	2985	13,109	1379	3210	59	6134	10,212	3 / 2	5590			1855
B soccer	2971	16,986	2647	2140	73	8130	9,232	3 / 2	5590			1855
G swimming	2588	3343	2213	1383	61	808	4,081	5 / 1	49854			
B swimming	2588	3343	2213	1383	50	808	4,081	5 / 1	49854			

1. Total expenditures on T-35 and T-36 on the 2008-2009 year report due by April 15, 2009, should reflect the total monies spent (rounded off to nearest dollar) for the entire school year of 2007-2008 ending June 30, 2008.

2. Booster Club Funding/Contributions must be included in the above expenditures total. (Note: It is illegal for coaches to be paid by Booster Clubs - Reference KHSAA Bylaw 21)

Principal's Signature: _____

[Handwritten Signature]

Date: 4/15/09

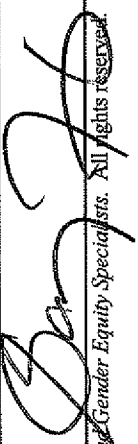
**2008-2009
ACTUAL EXPENDITURES - PROGRAM COMPARISON CHART 2
TO INCLUDE BOOSTER CLUB FUNDING**

	equipment and supplies		travel		awards		coaches' salaries (to include supplemental and extended employment; dollar amount required)		facilities improvements		publications (if sport-specific)	
	Expenditures		Expenditures		Expenditures		Expenditures		Expenditures		Expenditures	
	School	Booster	School	Booster	School	Booster	School	Booster	School	Booster	School	Booster
G track	906	2482	1134	89	66	619	2619	4	1	2817		
B track	906	2482	1134	89	66	619	2619	4	1	2817		
G tennis	1106	64	618	60	25	316	2196	1	2	1814		
B tennis	1106	64	618	60	24	316	2387	1	2	1814		
G volleyball	2488	3420	1219	1947	41	2467	5868	3	3			637
B wrestling												
G (list sport)												
B football	19,594	31,866	9528	2188	389	10248	43,313	12	3	37,262		10,867
G (list sport)												
B (list sport)												

1. Total expenditures on T-35 and T-36 on the 2008-2009 year report due by April 15, 2009, should reflect the total monies spent (rounded off to nearest dollar) for the entire school year of 2007-2008 ending June 30, 2008.

2. Booster Club Funding/Contributions must be included in the above expenditures totals. Indicate percentage of total expenditures for each gender: (if disparities are obvious, list on your Corrective Action Plan (T-60) what action you will take to correct the problem).

Gender	Expenditures	Percentage
Boys	\$ 496,917	62.8
Girls	\$ 293,894	37.2
Total:	\$ 790,811	100%

Principal's Signature:  Date: 4/15/09

2008-2009 KHSAA TITLE IX ATHLETICS AUDIT

KHSAA
Form T41
Rev. 12/08


Checklist - Overall Interscholastic Athletics Program

DIRECTIONS:

For the Areas of Compliance (Opportunities and Benefits) listed on the left hand side of the page, place a checkmark under the appropriate column identifying whether your school provided an advantage to the Girls' Program, or to the Boys' Program or to Neither Program. A review of T-35 and T-36 spending patterns might be helpful in completing this form.

Areas of Compliance:	ADVANTAGE TO:		
	GIRLS' PROGRAM	BOYS' PROGRAM	NEITHER PROGRAM
OPPORTUNITIES			
Accommodation of Interest and Abilities			✓
BENEFITS			
Equipment and Supplies			✓
Scheduling of Games and Practice Time			✓
Travel and Per Diem Allowances			✓
Coaching			✓
Locker Rooms, Practice and Competitive Facilities			✓
Medical and Training Facilities and Services			✓
Publicity			✓
Support Services			✓
Athletic Scholarships			
Tutoring			
Any meals provided for home			

If an advantage is shown, corrective action should be shown on T-60 (Corrective Action Plan)

Principal's Signature:  Date: 4/15/09

2008-2009

TITLE IX

CORRECTIVE ACTION PLAN

SCHOOL NAME

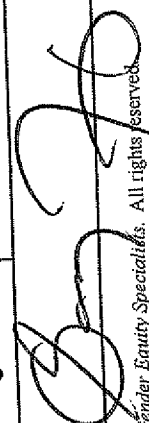
Bowling Green

DIRECTIONS:

- For Column 1, indicate the intended area (Opportunities or Benefits) which needs corrective action in order to achieve gender equity. For Column 2, write the suggested change or activities that will correct the area in need of alteration. For Column 3, include the estimated completion date for the changes or activities.
- It is possible to attain compliance with Title IX and no longer need "corrective" action. However, the KHSAA strongly encourages compliant schools to identify items for improvement (Column 1), activities to accomplish the improvement (Column 2) and a timetable for completion (Column 3) that will strengthen the athletic program.
- You may copy this form as needed. Please attach corrective action plans along with audit forms and submit by April 15, 2009.

COLUMN 1 ITEM FOR CORRECTION/ IMPROVEMENT	COLUMN 2 SUGGESTED CHANGE/ ACTIVITIES	COLUMN 3 SCHOOL YEAR, COMPLETION DATE OF CORRECTION FOR PROJECT
Softball field tarp		Purchased Spring 2008
Remove existing SB sponsor sign to be uniform w/BA existing sign		Completed Spring 2008
Enclose existing batting cages near SB field to provide a SB clubhouse and permanent concession stand		1-3 yr time frame
Renovation of girls and boys swim locker rooms w/storage area for girls soccer		Completed Sept. 2007
New TR hurdles & starting blocks		Purchased Spring 2008

Principal's Signature: _____



Date: _____

4/15/09

2008-2009

TITLE IX

CORRECTIVE ACTION PLAN

SCHOOL NAME

Bowling Green

DIRECTIONS:

- For Column 1, indicate the intended area (Opportunities or Benefits) which needs corrective action in order to achieve gender equity. For Column 2, write the suggested change or activities that will correct the area in need of alteration. For Column 3, include the estimated completion date for the changes or activities.
- It is possible to attain compliance with Title IX and no longer need "corrective" action. However, the KHSAA strongly encourages compliant schools to identify items for improvement (Column 1), activities to accomplish the improvement (Column 2) and a timetable for completion (Column 3) that will strengthen the athletic program.
- You may copy this form as needed. Please attach corrective action plans along with audit forms and submit by April 15, 2009.

COLUMN 1 ITEM FOR CORRECTION/IMPROVEMENT	COLUMN 2 SUGGESTED CHANGE/ ACTIVITIES	COLUMN 3 SCHOOL YEAR, COMPLETION DATE OF CORRECTION FOR PROJECT
Office for SB coaches		Completed Spring 2008
Storage building for SB		Completed Fall 2008
Hire qualified female coaches when applicable		Ongoing; currently 6 Head Coaches and 11 Asst. coaches on staff
Lights for Tennis Courts		Completed fall 2008
Primetime BKB scheduling		Ongoing according to KHSAA standards
Increase female participation	Promote and encourage female participation	Ongoing

Principal's Signature: _____



Date: _____

4/15/09



**KHSAA TITLE IX RE-VISIT
VERIFICATION OF FORMS
2008-2009 SCHOOL YEAR**

KHSAA
Form T50
Rev. 08/08
Page 1 of 2

The Bowling Green Bowling Green, Kentucky
High School City

certifies to the KHSAA that the following is an accurate and true representation of the facts surrounding compliance with 20 V.S.C. Sections 1681-1688, it. Seq. (also known as Title IX).

The following persons are to be identified:

School District Title IX Coordinator:

Name	Jon Lawson
Professional Title	Director of Pupil Personnel
Phone Number	(270) 746.2200
Address	1211 Center St. BG, KY 42101

School Title IX Coordinator:

Name	Monroe Joyner
Professional Title	Athletic Director
Phone Number	(270) 746.2300 EXT. 2341
Address	1801 Rockingham BG, KY 42104

The following *signatures* verify the authenticity of the documents included:

	SIGNATURE	DATE
Principal		4/15/09
School Title IX Coordinator		4/15/09
Superintendent		4/15/09
District Title IX Coordinator		4-15-09
School Board Chairperson		4-14-09



**KHSAA TITLE IX RE-VISIT
VERIFICATION OF FORMS
2008-2009 SCHOOL YEAR**

KHSAA
Form T50
Rev. 08/08
Page 2 of 2

School Name: Bowling Green

Gender Equity Review Committee Members:

MEMBER NAME	TITLE	SIGNATURE	DATE	(✓)*
Chris Ardrey	student			
Chris Boling	"	Chris Boling	4/15/09	✓
Emily Gott	"	Emily Gott	4/15/09	✓
Mary Katherine Kirkwood	"	Mary Catherine Kirkwood	4/15/09	✓
Alexis Lawrence	"	Alexis Lawrence	4/15/09	✓
Duncan Miller	"	Duncan Miller	4/15/09	✓
Taylor Nowell	"	Taylor Nowell	4/15/09	✓
Emily Purpus	"	Emily Purpus	4/15/09	✓
Nick Rauh	"	Nick Rauh	4/15/09	✓
Zoe Sibalich	"	Zoe Sibalich	4-15-09	✓

- Please check (✓) if Committee member has reviewed this final submission.



**KHSAA TITLE IX RE-VISIT
VERIFICATION OF FORMS
2008-2009 SCHOOL YEAR**

KHSAA
Form T50
Rev. 08/08
Page 2 of 2

School Name: Bowling Green

Gender Equity Review Committee Members:

MEMBER NAME	TITLE	SIGNATURE	DATE	(✓)
Kristen Taulbee	student	Kristen Taulbee	4/15/09	✓
Gary Fields	Principal	[Signature]	4/15/09	✓
Jon Lawson	DPP	Jon Lawson	4-15-09	✓
Monroe Joyner	Athletic Director	Monroe Joyner	4/15/09	✓
Jana Layne	Teacher	Jana Layne	4-15-09	✓
Byron Darnall	Teacher	Byron Darnall	4-15-09	✓
Marisa Duarte	Teacher	Marisa Duarte	4-15-09	✓
Kevin Wallace	Teacher	Kevin Wallace	4-15-09	✓

- Please check (✓) if Committee member has reviewed this final submission.

Bowling Green High
School

2008-2009

Title IX Annual
Report



**KHSAA TITLE IX RE-VISIT
VERIFICATION OF FORMS
2008-2009 SCHOOL YEAR**

KHSAA
Form T50
Rev. 08/08
Page 2 of 2

School Name: Bowling Green

Gender Equity Review Committee Members:

MEMBER NAME	TITLE	SIGNATURE	DATE	(✓)*
Gail Hiles	Parent	Gail Hiles	4-15-09	✓
Sandra Ardrey	Parent			
Chip Lawson	Parent	Chip Lawson	4-15-09	✓

- Please check (✓) if Committee member has reviewed this final submission.